



**District Minerals
Foundation(DMF)**

An Outlook Report 2019

An Overview of DMFs: in Numbers

- Among the States, Odisha has collected the highest amount over INR 7779 Cr. i.e. over 25.24% of the total fund collected in the country. It was followed by Jharkhand with INR 4443.4 Cr., i.e. 14.4% of the total amount collected till Jul 2019.
- The top 5 states (Odisha, Jharkhand, Chhattisgarh, Rajasthan, and Telangana, respectively) collected amount over 72% till July 2019.
- The utilization rate for DMF fund was highest for Chhattisgarh with 66.22%, followed by Uttar Pradesh (58.85%), Maharashtra (46.45%), Jharkhand (42.51%), and Madhya Pradesh (37.4%) in terms of total amount allocated till July 2019.
- Chhattisgarh sanctioned the highest number of projects i.e. 31263 and also among them 19593 projects were completed, the highest in completed projects by any State till July 2019.
- Education and Drinking Water Supply together accounted more than 57% of number of projects under High Priority project areas, and Physical Infrastructure and Energy and Watershed Development together accounted more than 87% in other Priority Areas projects.
- In terms of amount spent in high priority areas, Education, Drinking Water Supply and Health Care together accounted about 72%, among which Education had the highest share of 32.78%, i.e. about INR 1885 Cr.
- In terms of amount spent in other priority areas, Physical Infrastructure accounted the highest share with 72.35%, i.e. about INR 2409.80 Cr., (the highest focused and invested project theme followed by Education in DMF). It was followed by Energy and watershed development with 10.3% in total amount spent in other priority areas.
- State-wise the focus for project theme changes however; major focus has been around only Education, Drinking Water Supply, Health Care and Physical Infrastructure over the years of DMF notified.

District Mineral Foundation (DMF) – An Overview

Minerals in India are jointly regulated by the State and the Central Governments. The Constitution of the country gives powers to the state to regulate and tax the mineral resources within its boundaries subject to any law passed by the Parliament in public interest. The Mines and Minerals Development and Regulations (MMDR) Amendment 2015 stated that State Govt. to establish District Mineral Foundation (DMF) at district level, as per section 9B, that will be used for development of people and areas affected by mining operation, as on 27th Mar 2015.

On 16th Sep 2015, Government launched Pradhan Mantri Khanij Khsetra Kalyana Yojna (PMKKKY) which will be implemented under DMF. Directions were issued under section 20A of the MMDR Act to all State to incorporate PMKKKY into rules framed for DMF. As per the directions and guidelines by the government, 21 mineral rich states have notified the DMF as of September 2019.

Objectives of DMF

The main objective of DMF is to work for the interest of the benefit of the persons and areas affected mining related operations. The two types of affected areas were identified; which are:

- **Directly affected areas:** These are the areas where the mining operations (excavation, blasting, mining, beneficiation, waste disposal, etc.) actually occur. These areas could include:
 - o Areas where mining operations take place (across villages, districts, states)
 - o Areas within a specific distance from a mine, as determined by the state government
 - o Villages where the resettled population is present
 - o Villages which depend on mining areas for their economic needs, and have traditional rights over the project areas
 - **Indirectly affected area:** These include areas which have experienced adverse socio-economic changes due to mining operations such as deterioration of environment, degrading water, soil and air quality, reduction in stream flows and depleting groundwater resources and an increased burden on existing physical infrastructure, amongst others.
- As per the objective, each DMF notifying state has to follow the rules as per the guidelines of PMKKKY scheme.
- (a) To implement various developmental and welfare projects/programs in mining affected areas, and these projects/programs will be complementing the existing ongoing schemes/projects of State and Central Government
 - (b) To minimize/mitigate the adverse impacts, during and after mining, on the environment, health and socioeconomics of people in mining districts, and
 - (c) To ensure long-term sustainable livelihoods for the affected people in mining areas.

Payment of Mineral Royalty to Districts as per MMDR Amendment Act, 2015, Gov. of India



Utilization of funds

The PMKKKY guidelines on the utilization of funds state the following:

- At least 60% of the funds collected must be used for high-priority area such as:
 - o Drinking water supply
 - o Controlling environmental pollution
 - o Healthcare
 - o Education
 - o Welfare of women and children
 - o Skill Development
 - o Sanitation
- Up to 40% of the funds may be used for other priority areas such as:
 - o Physical Infrastructure
 - o Irrigation
 - o Energy and Watershed Development
 - o Any other measures to improve environmental outcomes in the area
- Administrative expenses should not constitute more than 5% of the total budget. (Pradhan Mantri Khanij Kshetra Kalyan Yojana, 2015)

Operation and Governance of DMF

DMF is a trust set up at district level and acts as a non-profit body and follows 2-tier mechanisms for effective administration in all states, except Andhra Pradesh and Telangana.

DMF Administration 2-tier Mechanism

DMF as Trust in District	
Governing Council (GC) 1. People Representative or Stakeholder Representative or key members of District Administration 2. GC can have officers along with MP, MLA, welfare officer, Pollution Control Board, five representative of mines association, five communities representative of mining affected area, two representatives of mines workers, NGO working in mining fields, technical person working in mining.	Managing Committee (MC) 1. Chaired by District Collector or District in-charge minister with members from various departments in the District Administration. 2. MC can have good representation of PWD, PHED, WRD, Rural Development, Mining, Tribal Development, Forest, Medical & Health, Account Officer, etc. 3. Meeting of managing committee should take place at least once in 2 months.

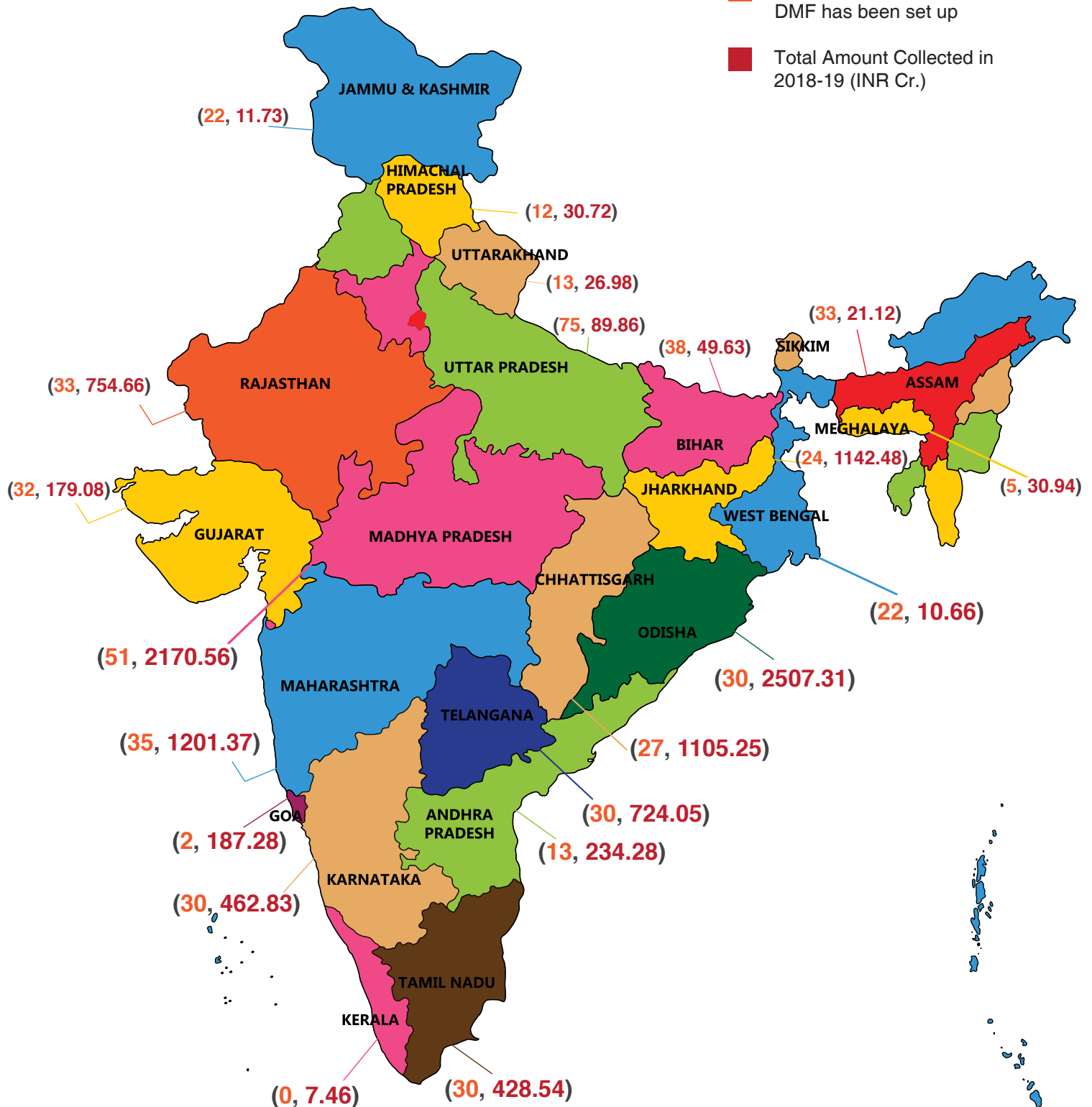
- Telangana has amended the guideline and has set up single committee as District Mineral Foundation Committee (DMFC) as a single unit clubbed for GC and MC. DMFC has District Minister as Chairman; PD DRDA as Member Treasurer and Collector as Member-Secretary.
- In addition to the GC and MC, some of the state government has also constituted State Level Committee to monitor the DMF amounts spent at district level, to interact with the District officials for policy framework and to guide overall management of the Trusts of all districts of the states.
- Six State level committee have been formed in Andhra Pradesh, Chhattisgarh, Gujarat, Karnataka, Madhya Pradesh and Rajasthan.

State-wise Date of Notifying the District Mineral Foundation Implementation

S.No.	States	Date of notifying the DMF for Major Minerals	Date of notifying the DMF for Minor Minerals
1	Andhra Pradesh	27-06-2015	27-06-2015
2	Chhattisgarh	02-01-2016	02-01-2016
3	Goa	15-01-2016	N/A
4	Gujarat	01-04-2016	01-04-2016
5	Jharkhand	23-03-2016	13-01-2017
6	Karnataka	11-01-2016	12-08-2016
7	Maharashtra	01-09-2016	01-09-2016
8	Madhya Pradesh	28-06-2016	N/A
9	Odisha	18-08-2015	18-08-2015
10	Rajasthan	31-05-2016	31-05-2016
11	Tamil Nadu	19-05-2017	19-05-2017
12	Telangana	19-01-2016	19-01-2016
13	Assam	26-08-2016	N/A
14	Bihar	23-05-2018	23-05-2018
15	Himachal Pradesh	22-08-2017	22-08-2017
16	Jammu & Kashmir	11-01-2017	11-01-2017
17	Kerala	22-05-2018	22-05-2018
18	Meghalaya	08-12-2017	08-12-2017
19	Uttarakhand	17-11-2017	17-11-2017
20	Uttar Pradesh	15-05-2017	15-05-2017
21	West Bengal	29-07-2017	29-07-2017

State-wise Total Number of DMF notified and the Total Amount collected in 2018-19

- Total Number of districts in which DMF has been set up
- Total Amount Collected in 2018-19 (INR Cr.)



Number of Districts in States with DMF and the Amount Collected (INR Cr.)

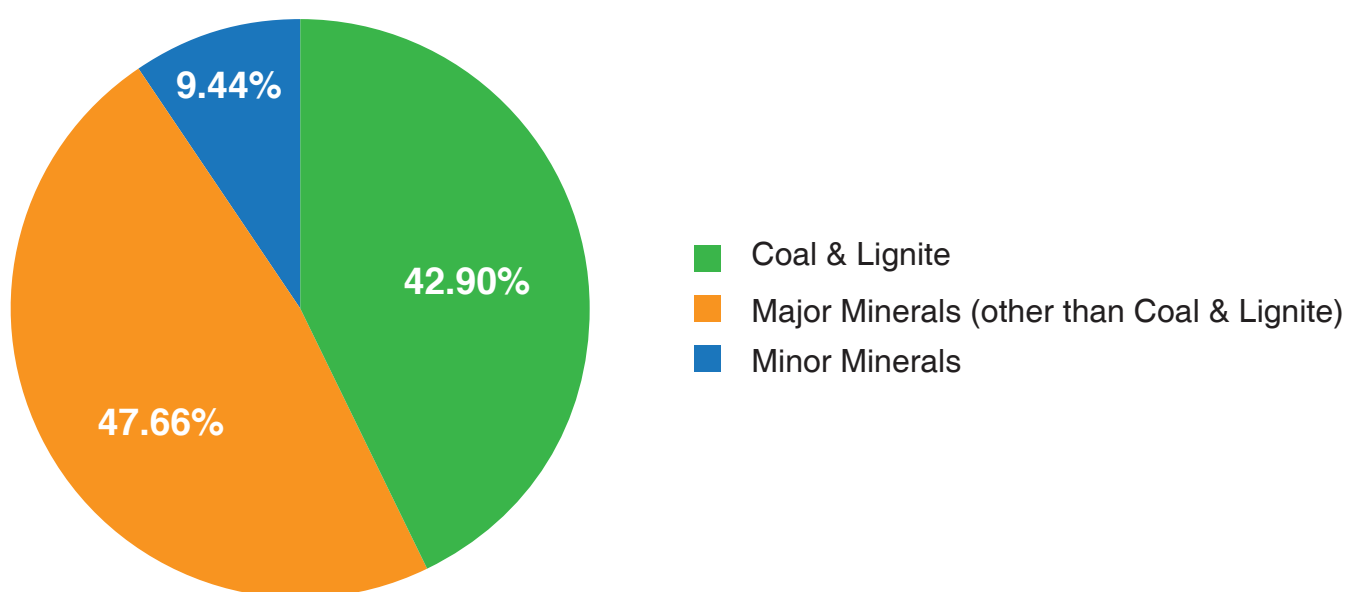
S.N o.	State	Total No. of Districts in State	Total Number of districts in which DMF has been set up	Total Amount Collected in 2018-19 (INR Cr.)	Total amount collected under DMF till July 2019 (in INR Cr.)
1	Andhra Pradesh	13	13	234.28	779.72
2	Chhattisgarh	27	27	1105.25	4357.60
3	Goa	2	2	187.28	187.93
4	Gujarat	33	32	179.08	600.68
5	Jharkhand	24	24	1142.48	4443.44
6	Karnataka	30	30	462.83	1605.74
7	Maharashtra	36	35	1201.37	1481.53
8	Madhya Pradesh	51	51	2170.56	2500.06
9	Odisha*	30	30	2507.31	7779.03
10	Rajasthan	33	33	754.66	3017.81
11	Tamil Nadu	32	30	428.54	515.63
12	Telangana	31	30	724.05	2615.40
13	Assam	33	33	21.12	74.75
14	Bihar	38	38	49.63	55.10
15	Himachal Pradesh	12	12	30.72	123.52
16	Jammu & Kashmir	22	22	11.73	28.81
17	Kerala	14	0	7.46	18.67
18	Meghalaya	11	5	30.94	38.04

19	Uttarakhand	13	13	26.98	61.46
20	Uttar Pradesh	75	75	89.86	496.89
21	West Bengal*	23	22	10.66	37.57
	Total	583	557	11376.79	30819.39

**Project Status for Odisha and West Bengal as on 30th June 2019.*

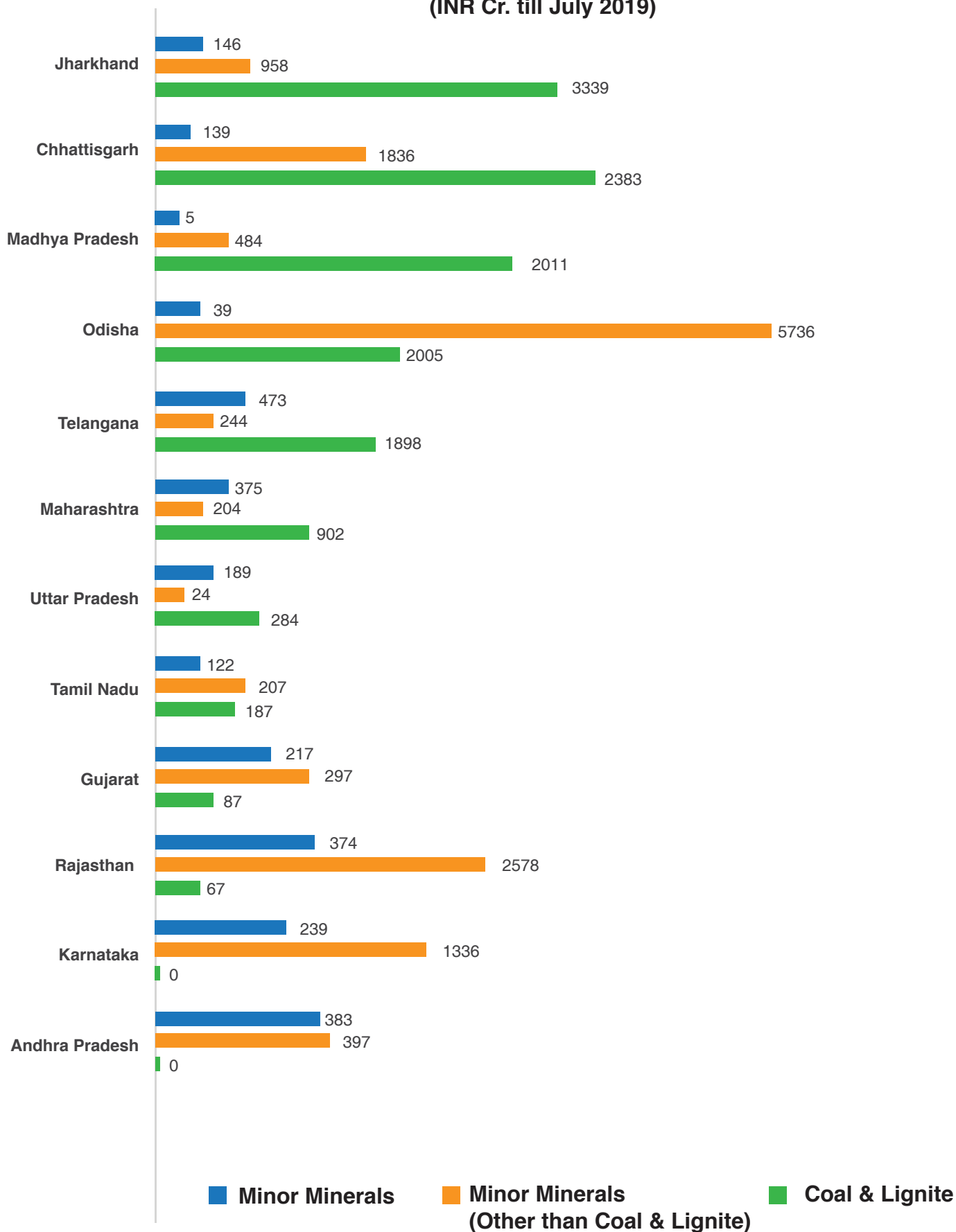
Percentage of Cumulative Fund Collection through different Sources, India

Total Fund Collected under DMF (till July 2019) and Sources, INR 30819.39 Cr.



State-wise Fund Collection Sources

**State-wise Fund Collection Under DMF through different Sources
(INR Cr. till July 2019)**



**Project Status for Odisha and West Bengal as on 30th June 2019.*

Other States-wise Fund Collection Sources under DMF, (in INR Cr.) as of July 2019

State	Total amount collected in respect of Coal & Lignite	Total amount collected in respect of Major Minerals (Other than Coal & Lignite)	Total amount collected in respect of Minor Minerals
Goa	0.00	187.93	0.00
Himachal Pradesh	0.00	97.62	25.90
Meghalaya	0.00	33.47	4.58
Jammu & Kashmir	0.00	19.10	9.71
Assam	47.48	12.26	15.01
Kerala	0.00	8.03	10.63
Bihar	0.00	2.08	53.02
Uttarakhand	0.00	0.22	61.24
West Bengal*	10.03	0.01	27.52

**Project Status for Odisha and West Bengal as on 30th June 2019.*



Status of DMF Fund (as of July 2019*)

State	Total Amount Collected in INR Cr.	Total Amount Allocated in INR Cr.	Amount Spent in INR Cr.	Utilization Rate % (Amount Spent/Amount Allocated)*100%
Odisha*	7779.03	7999.88	1771.30	22.14%
Chhattisgarh	4357.60	4379.57	2900.23	66.22%
Jharkhand	4443.44	4211.36	1790.38	42.51%
Rajasthan	3017.81	2547.09	620.06	24.34%
Madhya Pradesh	2500.06	1829.79	684.42	37.40%
Karnataka	1605.74	1492.75	149.07	9.99%
Telangana	2615.40	929.64	118.87	12.79%
Maharashtra	1481.53	916.37	425.62	46.45%
Andhra Pradesh	779.72	672.21	147.16	21.89%
Gujarat	600.68	599.82	203.22	33.88%
Tamil Nadu	515.63	355.53	130.96	36.84%
Uttar Pradesh	496.89	230.91	135.90	58.85%
Assam	74.75	39.00	2.84	7.28%
Uttarakhand	61.46	13.54	0.50	3.69%
Goa	187.93	5.34	2.00	37.45%
Bihar	55.10	5.24	0.38	7.25%
Jammu & Kashmir	28.81	3.83	1.03	26.89%
West Bengal*	37.57	3.76	1.13	30.05%

*Project Status for Odisha and West Bengal as on 30th June 2019.

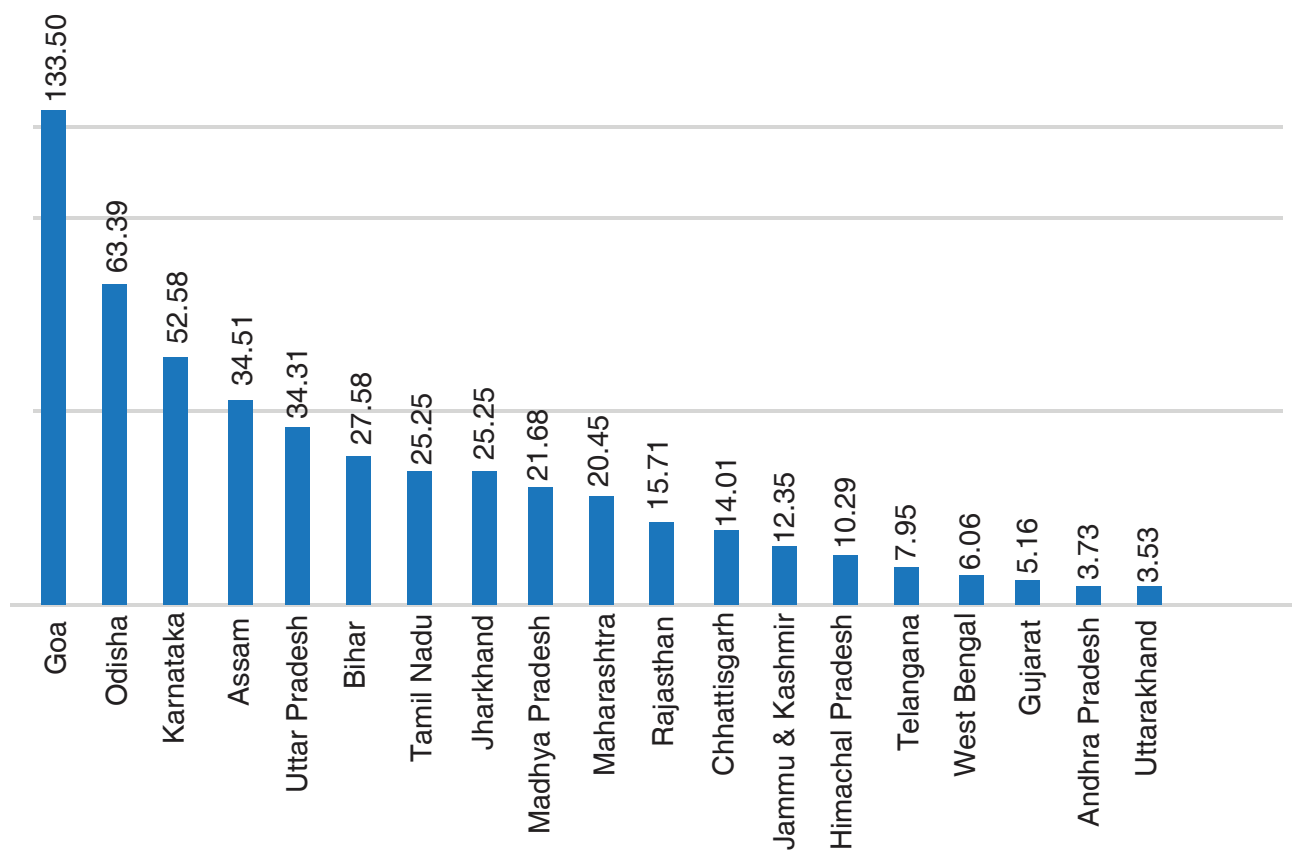
Status of Projects

State	No. of Projects Sanctioned	No. of Projects Completed	No. of Ongoing Projects	No. of Projects Scrapped / Cancelled	No. of Projects Yet to start
Chhattisgarh	31263	19593	10293	1377	0
Andhra Pradesh	18016	5425	7592	30	4969
Jharkhand	16681	0	16681	0	0
Rajasthan	16215	2966	4605	2426	6218
Odisha*	12621	5130	4041	0	3450
Telangana	11688	3115	4018	9	4546
Gujarat	11618	4627	1683	2255	3053
Madhya Pradesh	8441	3336	2679	278	2148
Maharashtra	4480	617	3863	0	0
Karnataka	2839	369	776	12	1682
Tamil Nadu	1408	637	419	13	339
Uttar Pradesh	673	1	649	1	22
Uttarakhand	384	1	0	7	376
Assam	113	0	36	7	70
West Bengal*	62	10	29	0	23
Jammu & Kashmir	31	6	5	9	11
Himachal Pradesh	28	0	0	0	28
Bihar	19	1	18	0	0
Goa	4	0	4	0	0

Scale of Projects

State-wise Average Funding per Project based on the Total Sanctioned Project and Total Amount Allocated

State-wise Average Price per Project in INR Lakh



**Project Status for Odisha and West Bengal as on 30th June 2019.*



High Priority Areas Project

Estimated Number of Projects Sanctioned under High Priority Areas, India, till July 2019

% of Number of total Sanctioned Projects under High Priority Areas, India, till July 2019

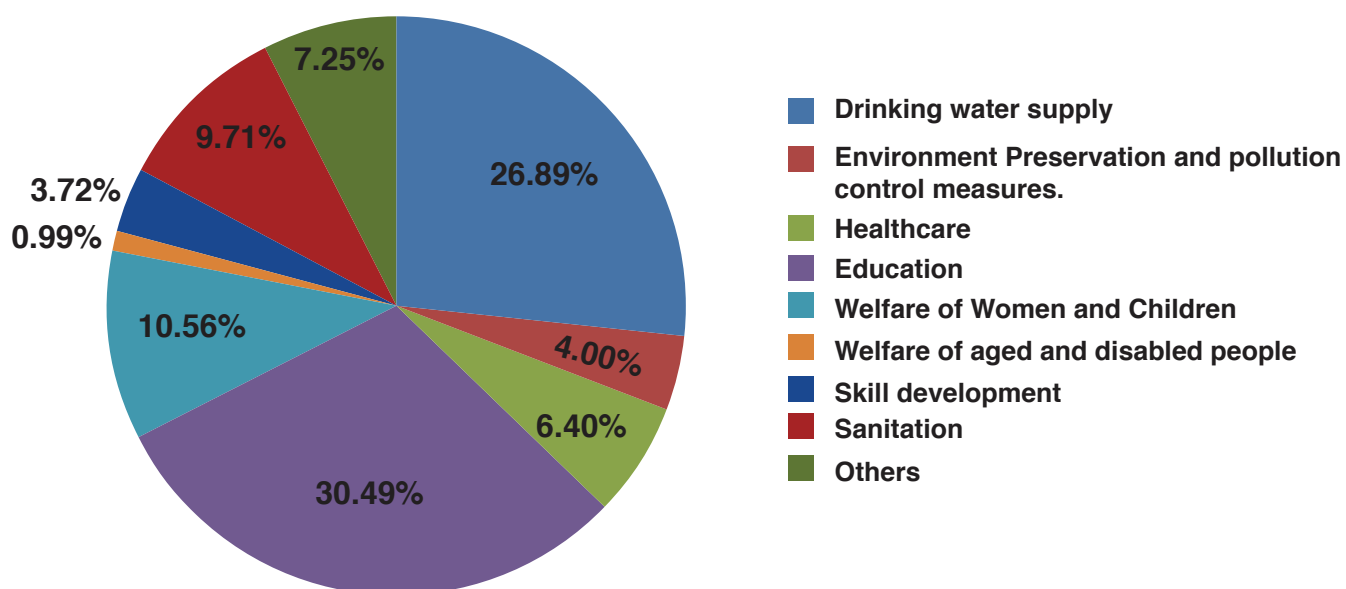
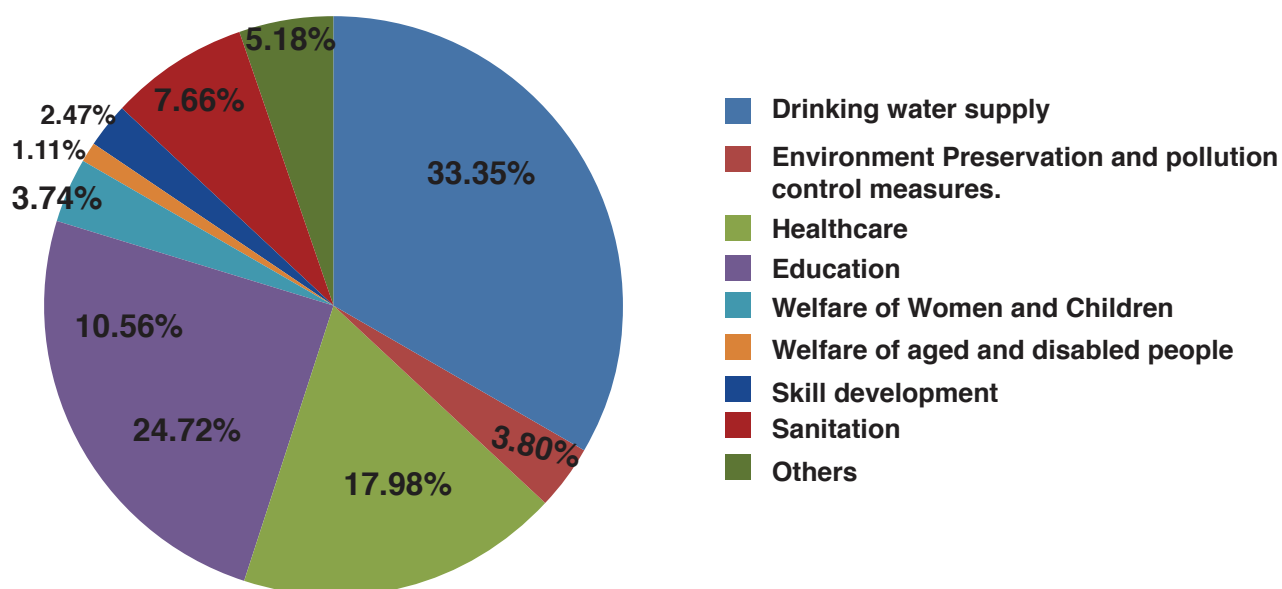


Image source: DMFT Ramgarh Twitter account. https://twitter.com/DMFT_Ramgarh

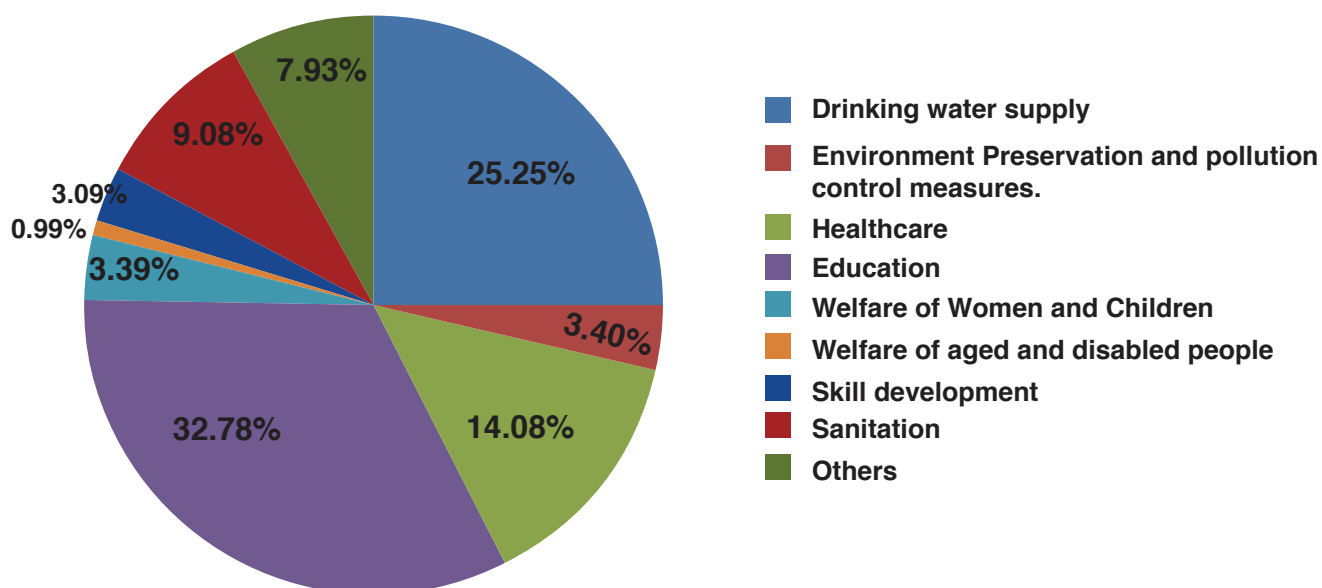
Estimated Percentage of Total Amount Allocated under High Priority Areas, India, till July, 2019

% of Total Amount Allocated under High Priority Areas, India, till July 2019



Estimated percentage of Total Amount Spent under High Priority Areas, India, till July, 2019

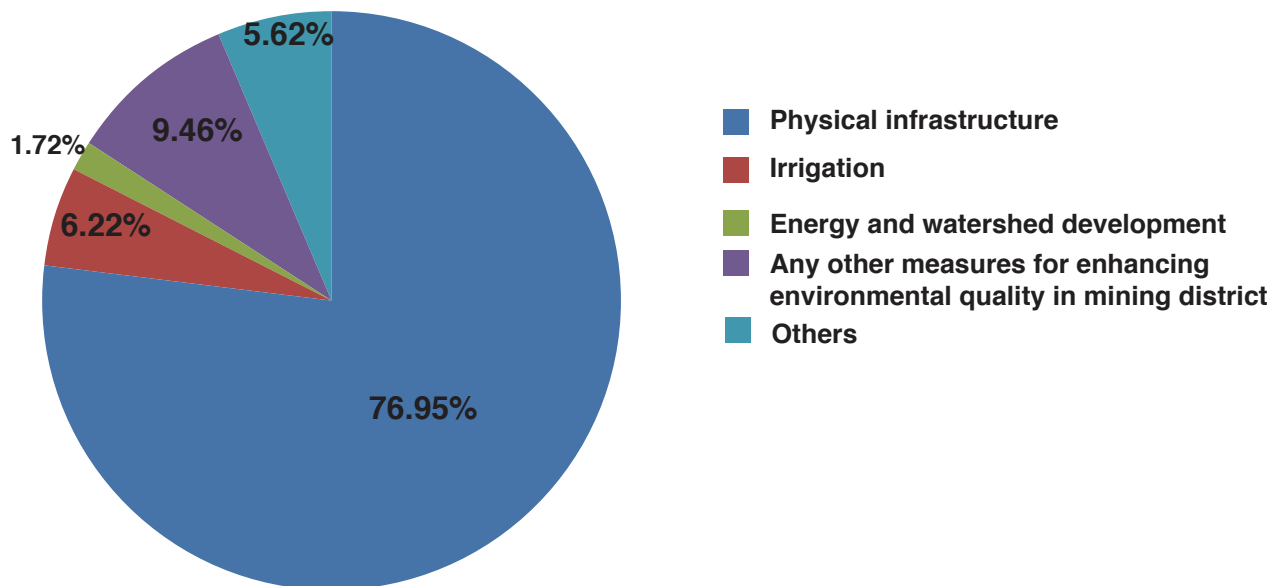
% of Total Amount Spent under High Priority Areas, India, till July 2019



Other Priority Areas Projects

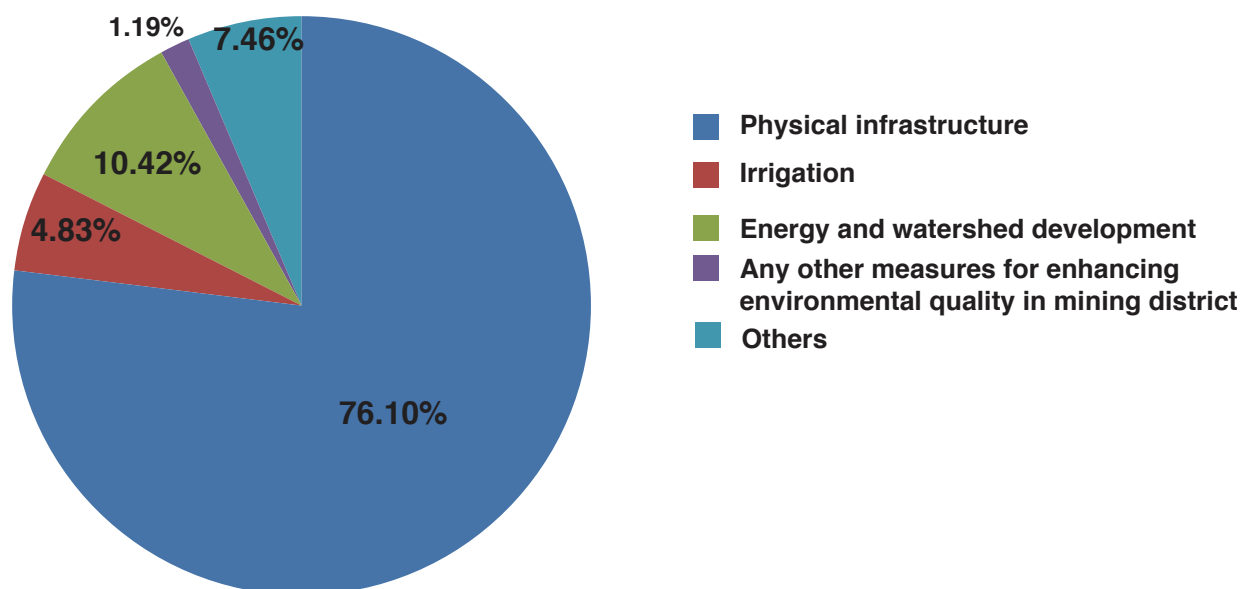
Estimated Number of Projects Sanctioned under Other Priority Areas, India, till July 2019

% of Number of Projects under Other Priority Areas under DMF, India, till July 2019



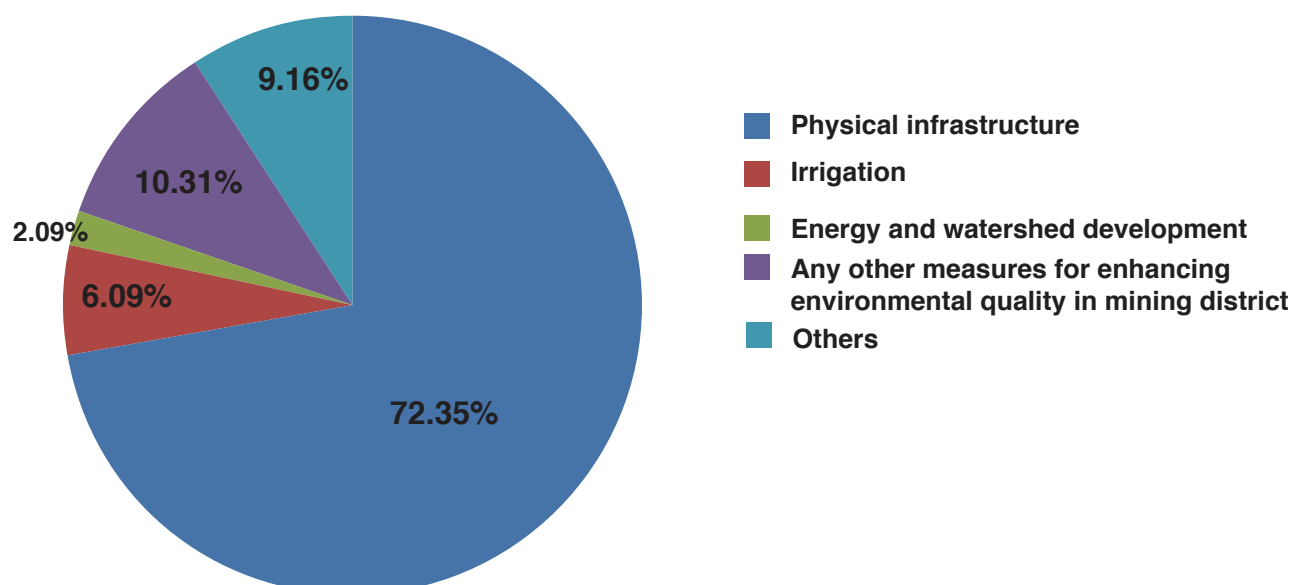
Estimated Percentage of Total Amount Sanctioned under Other Priority Areas, India, till July 2019

% of Total amount Sanctioned under Other Priority Areas under DMF, India, till July 2019



Estimated Percentage of Total Amount Spent under Other Priority Areas, India, till July 2019

% of Total Amount Spent under Other Priority Areas under DMF, India, till July 2019



Top 20 Districts DMF Status based on Total Amount collection as on Nov. 2018

S.No.	District	State	Total Amount Collected in INR Cr.	Amount Spent in INR Cr.
1	Keonjhar	Odisha	2341.82	277.10
2	Korba	Chhattisgarh	1320.22	607.58
3	Singrauli	Madhya Pradesh	1174.83	250.21
4	Sundergarh	Odisha	1125.26	226.90
5	Angul	Odisha	944.44	137.27
6	Dhanbad	Jharkhand	858.28	314.23
7	Ballari	Karnataka	784.12	29.14
8	Dantewada	Chhattisgarh	774.51	292.83
9	Bhilwara	Rajasthan	743.72	107.84
10	Jaipur	Odisha	641.68	115.26
11	West Singhbhum	Jharkhand	616.03	74.96
12	Peddapalli	Telangana	583.71	0
13	Ramgarh	Jharkhand	523.69	231.70
14	Rajasamand	Rajasthan	519.59	137.28
15	Jharsuguda	Odisha	508.30	89.73
16	Chatra	Jharkhand	476.17	28.73
17	Badradri	Telangana	422.06	0
18	Chandrapur	Maharashtra	381.69	40.05
19	Bokaro	Jharkhand	317.49	10.00
20	Mancherial	Telangana	292.87	0

References:

1. TRANSFOR MINING booklet issued by the Ministry of Mines during the National Workshop on DMF – PMKKKY on 19th January 2019
 2. The Mines and Minerals (Development And Regulation) Amendment Act, 2015. (2015, March 27). Retrieved May 09, 2019, from Ministry of Mines
 3. <https://mines.gov.in/writereaddata/Content/DMFfundjuly27082019.pdf> DMF Fund Status up to July 2019, by Ministry of Mines
 4. National Dashboard (https://mitra.ibm.gov.in/pmkkky/Pages/National_Dashboard.aspx) and State Portals whichever available
 5. State Government DMF websites:
 - Chhatisgarh: http://www.dmf.cg.nic.in/backlog_work_entry_status.aspx
 - Odisha: <http://dmf.orissaminerals.gov.in/website/index.aspx?sid=20>
 - Gujarat: <https://dmf.gujarat.gov.in/Home/Collection>
 - Rajasthan: <http://www.mines.rajasthan.gov.in/DMFT/report?report=projects>
 - Madhya Pradesh: <http://dmfmp.org/>
 - Jharkhand : <http://jharkhandminerals.gov.in/graphReport>
 - Karnataka: <https://www.karnataka.gov.in/dmg/english/Pages/dmf.aspx>
 6. DMF & PMKKKY Guidelines by Ministry of Mines, <https://mines.gov.in/writereaddata/UploadFile/DM-FPMKKKYGuidleines-DrNKSingh-JS18012019.pdf>
 7. CONSTITUTION OF DISTRICT MINERAL FOUNDATION published by DEPARTMENT OF MINES & GEOLOGY, Govt. of Telangana, <https://mines.gov.in/writereaddata/UploadFile/DMFTheme6-Telangana-18012019.pdf>
 8. CSRBOX Analysis
- Image Source:
1. <https://www.bloombergquint.com/business/can-coal-india-break-the-12-year-old-jinx>
 2. <https://www.downtoearth.org.in/blog/mining/let-s-not-build-schools-without-teachers-58746>
 3. <https://dmf.gujarat.gov.in>
 4. <https://scroll.in/article/705142/between-the-govern-ment-and-private-companies-a-coal-mining-town-picks-the-bigger-enemy>
 5. Cover Picture Source: Hindustantimes



India's Largest CSR Partnerships Platform



1080+
Companies'
CSR Portfolio



Verified
Implementing
Partners



INR 10933 Cr.
CSR Fund
Analysis



8200+ CSR
Projects listed

For Companies

- CSR portfolio of companies with thematic, geographic and financial filters
- Project details with geo-location and **project partners**
- Graphic view of CSR financial data
- CSR foundations profile
- Impact-stories of CSR projects and programmes
- Interviews and Talks with CSR Leaders

For NGOs/ Social Businesses

- Find companies having plants or projects in your geography
- Increase your visibility to CSR heads
- Promote your projects/ products to CSR heads
- Filter companies, projects or services providers
- Find products for CSR projects
- NGOs & Socents' Impact-stories

For more information,
visit our website www.csrbox.org or call at **9560352170**

www.csrbox.org